


# The Glasnevin GET Together

Issue 6 Autumn 2021



## NEWS FLASH

### EDITOR MOVES! WHAT WILL HAPPEN NOW!

With the going of the season also brings the going of an editor. Oisín Whelan, former editor of the GET Together has moved to Wexford, which would normally mean the ending of the newspaper, which was only founded the year before. Luckily, that is not the case! After being offered the job of editor by Oisín I accepted and the GET Together will continue for another 4 issues before I will pass it on to someone else. Of course, I cannot do this job alone but with the help of my 2 co-editors Liam C and Tom H and of course all the people sending in articles we can keep the newspaper running! The newspaper will be different than the ones you have read before, but my colleagues and I will try to keep the standard high. We have also added in some stuff to keep our readers occupied (such as the puzzle page) and hope that this newspaper keeps getting read. After this newspaper is published it will make the 6th issue published and the first one not made by Oisín. Now I will end this piece by asking you to keep on sending in pieces, comics or even jokes as every little bit counts

By Luca, 6th class



Oisín - Founder

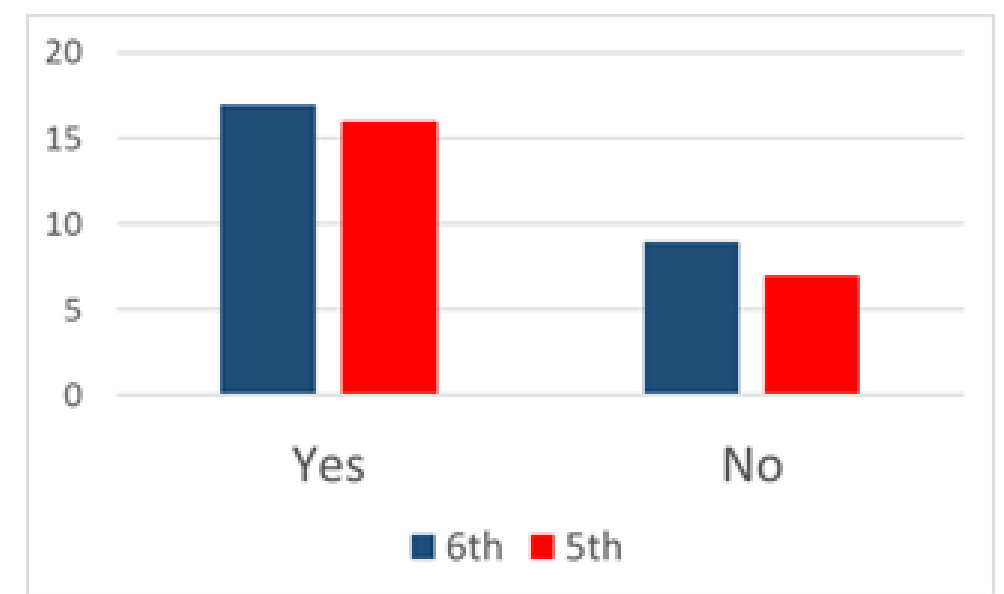
### 3...2...1...GO! Marathon kids

By Liam, 6th class

Fifth and sixth class have been running 800m-2800m every day, for Marathon Kids. The aim is to run a marathon in 6-8 weeks. A marathon is 42.2km, which is a lot!

We asked 49 runners what they thought of Marathon Kids. In total 67% of people liked it and 33% didn't. A slightly higher percentage of people in fifth class enjoyed it (70%), compared to sixth (65%).

The benefits of Marathon Kids are keeping fit, increasing our vitamin D and getting to escape boring schoolwork.



Do you like Marathon Kids?

### GETNS IS GETTING...

By Kara, 5th class



Sculpture in context 2021

# Creative



You may have heard that GETNS were very lucky to get funding for the Creative Schools project. I was delighted to be elected on to the committee!

There is a committee of 17 students from different classes. We have weekly meetings with Ciara (an art specialist) for workshops and to discuss art projects, for example designing a new logo for the Creative Schools.

I caught up with teacher Maeve who has been a very important art influencer in our school! She said:

**"We're delighted that we got funding to do Creative Schools. It is so important that everyone gets a chance to harness their natural creativity. We can do this through play, by exploring ideas, having fun, and coming up with creative solutions. It's a wonderful way to interact with this magical world around us!"**

The committee was very happy to get the chance to go to the Botanic Gardens to get a guided tour of the sculpture exhibition – we learnt about different plants, artists, trees, flowers & Vikings. This helped us to get inspired.

Watch this space for the latest updates from Creative Schools – you never know the newest Picasso or Frieda Kahlo could be sitting among us!

# My Project: The cardboard cottage

By Ailbhe, Daniel's 2nd class

At the moment I am making a cottage from an old cardboard box. I always keep cardboard boxes. You never know when they will come in handy. I started doing it to keep myself busy and because I love doing crafts. I'm going to paint it brown though personally, I think it's a bit duller than some other colours like red and yellow and green and blue. The reason I'm choosing brown is because it looks more realistic. I'm going to try to make a thatched roof for the top. Thatched roofs are made of pieces of straw sewn together.



We are hoping Ailbhe will send us a picture of the finished project for the next issue of GET together!

# The Purrfect Bake Sale

By Clémence, 5th class

Have you ever been walking down the street when you found yourself in need of something sweet, like a cupcake or perhaps a tall glass of lemonade? Well then you should have been walking down Griffith Avenue one Sunday last month because me and my friend Eliza (the writer of the Blacko comics strips), did a bake sale outside her house.

Everything was homemade and many people from the neighbourhood and from school came, and I promise you, if you ask them how it was, they will say it was fantastic. You're probably now wondering what tasty treats you missed out on. Well, brace yourself, I'm about to make you hungry.

Eliza made cupcakes with cat faces, and lemonade with cat cups and cat straws. Then, to top it all off, a big chocolate cake with (you guessed it) a cat face. I made caramel and apple muffins, caramel balls dipped in chocolate, and Jammie Dodgers.

Wait, did you notice anything strange about what Eliza baked? It all had something in common... cats!

You must have noticed this, but you probably thought she just had a really strange obsession with cats (I know I do) but you're wrong.

This bake sale was actually for a cat rescue charity in Phibsboro called The Purr. Their slogan is "Saving The World, One Kitty At A Time". It's quite new but the people there are lovely, and the cats are so cute!

We raised a lot of money: **€302.05** to be exact, but we were familiar with the bake sale business, as we had one for the DSPCA about two years ago.

We'd like to thank everyone who helped out, everyone who stopped by to sample our treats and donate to this worthy cause.

We hope to do another next summer or even sooner, and when we do, we will inform you in the newspaper, so keep reading!

# Blako The Cat

by Eliza, 5th class



# Here are some fun and cheap DIY costume ideas!

Bat - wire hangers bent into diamond shape, put black tights over the hangers and there's your bat wings.

Dog - use a pair of socks for ears and face paint.

Death - a black cape with a hood and white face paint.

Witch - hat, cape, broom and colourful skirt.


Pumpkin - orange clothes and green hat. Cushions.



By Eliza 5th class



Clemence & Eliza 5th Class





# The Formidable 5

By Noah, 5th class

The first instalment was in issue 5 of GET Together if you wish to do a full recap!

We continue the story here!

4 best friends and a dog ate contaminated off beat donuts that seemed to have left them with superpowers!


## Chapter 2

We met up with Robert to ask him to shrink down in size. He yelled, "I DONT KNOW HOW TO!!!" It rained down with slobber from Robert's gob pouring on top of us. Noah dodged horribly getting stuck in the sticky saliva. Tariku found it easy to quickly weave between the droplets. Charlie took another approach to the situation. Instead of dodging the spit, why not stop it? He flung huge spheres of drool at Robert which barely affected him at all. It did, however, annoy him. We noticed that the more annoyed Robert got the larger he grew! Noah quickly came up with an idea! He shouted at the others "We have to get Robert to lie down and get him to fall asleep to calm down. But how were they going to get this huge titan to lie down?"

Noah, Tariku, and Charlie all got together to brainstorm the best way to stop Robert from doing any more damage! Firstly, they realised that they needed to get him into an open space so when he lies down, he won't be crushing anything or anyone. So, they all ran into the middle of the park where there was lots of open space.

Suddenly Noah had a great idea!!!! He spoke to Tariku and Bella. He told them to run around Robert as fast as they can. With their super speed, this will create a tornado. The plan was to make Robert spin so fast that it would topple him over. But firstly, Noah told Charlie to yeet a bunch of trees at Robert to distract him so he wouldn't notice what they were up to. It worked! Robert fell on his back. Then out of nowhere, Noah made the craziest sound "BAAAAAAA." Suddenly a huge herd of sheep charged at Robert. Noah has summoned them with his powers of controlling animals. One by one each sheep jumped over Robert's head. He counted every one of them as he slowly dozed off. While he was sleeping, he slowly started to shrink! The plan had worked! After a few hours, he woke and was normal size again and they discussed how their superpowers looked like they were here to stay!

Stay tuned for the next edition of [The Formidable 5](#)



## Football with Tom

Some predictions from our resident expert Tom 6th class

### El Clasico 24th October

I think Real Madrid to win here as Barcelona have had no success since Messi left the club.

### Manchester Utd vs Liverpool 24th October

Liverpool come into this match in great form playing seven and winning four. Man Utd however has become too dependent on Cristiano Ronaldo. I expect a draw here after an entertaining match.

### Ireland vs Portugal 11th November


Cristiano Ronaldo wrecked Irish hopes of qualifying last time they met. I expect a Portuguese victory here.

### Ireland vs Luxembourg 14th November

Ireland come into this match with two wins from two games. Luxembourg conceded five in their last game against Portugal and Calum Robinson has five in his last two games so should have no problem against the Luxembourg defence.



## THE CRAB COLUMN





By Luca, 6th class

The yeti crab is this term's weird crab. It lives at the bottom of the ocean and feeds on the nutrients that come up from these cracks in the sea floor, called hydrothermal vents, by catching them in their hairy claws. They live so deep down that no light reaches them so these crabs must survive on the heat of the vents making them one of the only animals that could survive without the sun. All the animals on the surface (including us!) need the light and heat of the sun to survive but since the yeti crab never even sees sunlight it would do just fine! A yeti crab is about 15cm long and can live for up to 20 years! The yeti crab is so different to any other animal that scientists gave them their own family, the Kiwa family and there are currently 4 different types of yeti crabs. The first one, Kiwa hirsuta, was discovered of Easter Island, in the pacific, in 2006. With technology advancing a new species was found the very next year in Costa Rica. The new species, Kiwa puravida, would be joined by Kiwa tyleri in 2010. This yeti crab lives all the way down in the East Scotia Ridge, just north of Antarctica and just east of Argentina. The last one, Kiwa araconae was discovered in 2013, in-between Australia and Antarctica. (I kind of cheated with the yeti crab as it is not a crab but a species of its own but it is called a crab and is pretty cool!)

## This issue the Yeti Crab



# The GET Together Puzzle Page




By Ailbhe, 5th class and Caoimhe, 3rd class

1. There are three switches on a wall. Only one turns on the lamp upstairs. You can only go upstairs once. Which one turns on the lamp?
2. There's a zombie apocalypse and you have to get everyone across the bridge in only 17 minutes. There's a grandad that takes 10 minutes. A janitor that takes 5 minutes. A scientist that takes 2 minutes and you take 1 minute. You have to get everyone across. Only 2 people can cross at a time and there's only 1 lantern so if 2 people go across, one has to bring back the lantern. How do you do it?
3. There's a village with 100 people in it. You know that there's at least 1 werewolf. All of the werewolves lie, and all of the humans tell the truth. You question every person and they all say there is a least 1 human. How many werewolves are there?

Answers are at bottom of the page!

## Guess the Photo


By Tom 6th class



This is a close up of a familiar object can you guess what it is?  
If so email us at [edgettogether@gmail.com](mailto:edgettogether@gmail.com)

## Can you solve this?

By Harry 6th Class



White to play checkmate in two



## Your Newspaper needs you!

Have you got some news you would like to share? Have you got a special interest or strong opinion or an exciting event you would like to tell your schoolmates about?

**Then tell us!**

We Also love cartoons, jokes, puzzles, poems and your own ideas of what you would like to see in our next edition!

**This is our paper, written by us, for us, the students, of GETNS**

**You can email the team at [edgettogether@gmail.com](mailto:edgettogether@gmail.com)**

# Happy Halloween

### Answers

1. You turn on the first switch and wait 15 minutes. Turn off the first switch and turn on the second switch. Go upstairs. If the light is on it's the second switch. If it's off, touch the lamp and if it's hot it's the first switch. If it's cold it's the third switch

2. You and the scientist go across which takes 2 minutes. You bring back the lantern. You give the lantern to the grandad and the janitor and they go across which takes 10 minutes. The scientist brings back the lantern and you 2 go across.

3. They are all werewolves, they are all lying.

Chess

Start with Nb6, then black plays Kb8 then white checkmate with Rc8